

## Go beyond **TRAVEL** with your card, make **SAVINGS** too!

Link your IRCTC RuPay BOBCARD loyalty number with your irctc.co.in login id and earn yourself reward points.

### WHAT YOU GET?

Up to 40 Reward Points per ₹100 for ticket bookings on IRCTC Website & Mobile App on linking your IRCTC RuPay BOBCARD Loyalty Number with your IRCTC Profile. **4 BoB Reward Points = 1 IRCTC Travel Point. 1 BoB Reward Point = ₹0.25**

### How to link your Unique Loyalty Number?

Please note:

- ▶ Your IRCTC RuPay BOBCARD Loyalty Number is a 11-digit number embossed below the Cardholder Name on your card plastic.

IRCTC Loyalty Number



- ▶ Your IRCTC Loyalty Number will be activated upon payment of the Joining Fee which will be levied in the first statement. You will receive an SMS/Email confirmation from BOBCARD that your IRCTC Loyalty Number has been activated. Once Loyalty Number has been activated, you can link your IRCTC RuPay BOBCARD Loyalty Number with your IRCTC login credentials under the Loyalty tab on [www.irctc.co.in](http://www.irctc.co.in). For Loyalty Account to remain active, cardholder needs to make a payment towards the IRCTC BOBCARD Annual Fee from the next year onwards.
- ▶ To successfully link the Loyalty Number, please use the same email ID & mobile number which was mentioned at the time of applying for your IRCTC BOBCARD. You will not be able to successfully link the IRCTC RuPay BOBCARD Loyalty Number in case there is a mismatch in the email ID & mobile number mentioned in your IRCTC BOBCARD profile & IRCTC Login profile.
- ▶ Unique IRCTC Loyalty Number will be generated only for Primary Cardholder.
- ▶ To be eligible for accelerated Reward Points on train ticket purchases at IRCTC Website & Mobile App, Cardholder needs to enter the same Name on the passenger list as printed on his/her IRCTC RuPay BOBCARD and quote the unique Loyalty Number along with his/her IRCTC BOBCARD number. If you pay from any other Credit Card then you will not be eligible for Loyalty Points accrual.

### Process to link your Loyalty Number:

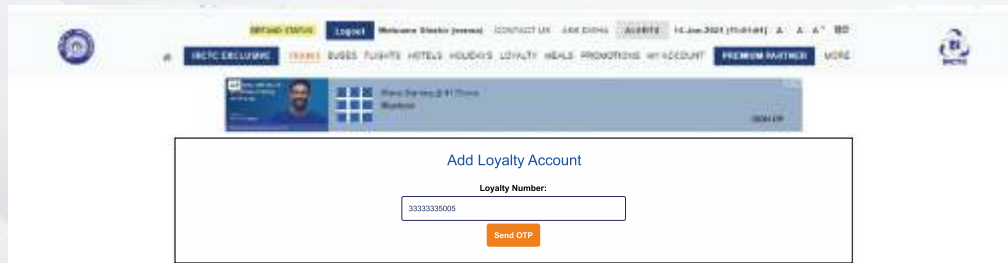
**Step 1:** Login at [www.irctc.co.in](http://www.irctc.co.in) with your existing username and password which is not linked with the Loyalty Program



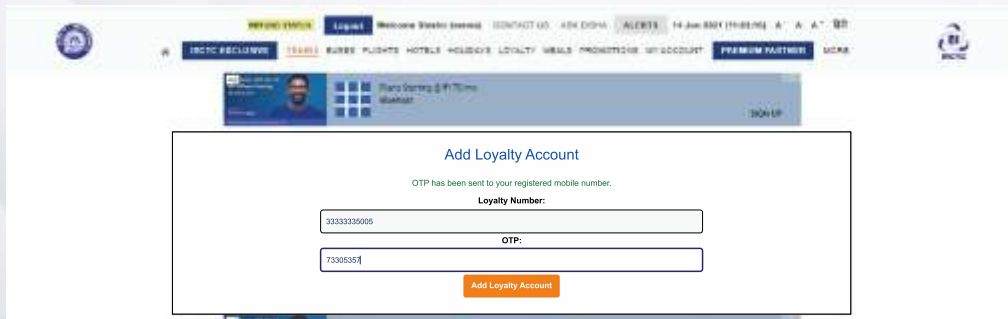
## Step 2: Select the Add Loyalty Account option under the Loyalty tab on the menu bar



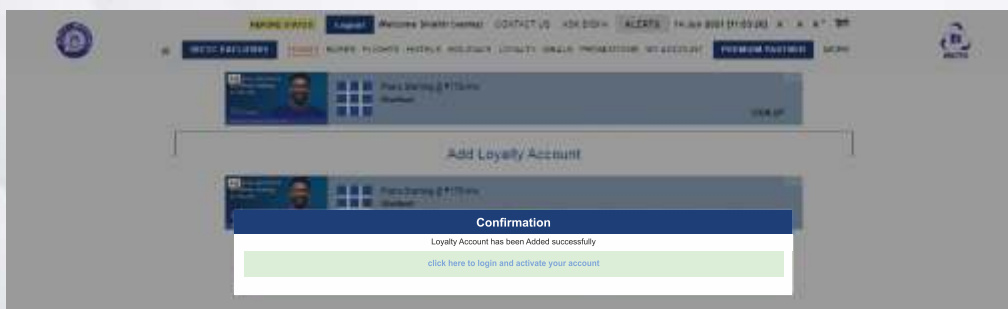
## Step 3: On the next screen, enter the 11-digit Loyalty number printed on your IRCTC BOBCARD and click on Send OTP button.



## Step 4: Enter the OTP received on your IRCTC registered mobile number and click on Add Loyalty Account button.



## That's it!! You have successfully linked your loyalty account with your IRCTC login id.



Please Note: 1. The Primary Cardholder is the only person who is eligible for IRCTC Reward Points accrual. Not applicable for Add-on Cardholder. 2. To earn rewards points for train ticket bookings on IRCTC, the Cardholder will have to mandatorily be one of the travellers listed on the railway ticket. The Cardholder must quote his/her unique IRCTC RuPay BOBCARD Loyalty Number & IRCTC BOBCARD number at the time of making the booking. Failure to give complete/correct information may result in the reward points not being credited to the cardholder's account and the cardholder not receiving certain benefits. Cardholder needs to be a member of the Loyalty Program during ticket booking date and on date of travel. 3. Reward Points will not be awarded where the train for which the ticket booked is cancelled. 4. Reward Points can be accumulated only once per rail journey per cardholder regardless of the number of seats purchased. Reward Points shall be calculated as per the cardholder's individual fare and not on the fare of the entire ticket. Reward Points will be credited only to the Primary IRCTC BOBCARD who have travelled on the train, on the relevant sector, and not to any third party irrespective of who has paid for the seat/berth. However, multiple primary IRCTC BOBCARD who are traveling together will be eligible for IRCTC reward points accrual if they have entered their Loyalty Number and payment is made through the IRCTC BOBCARD. 5. Unique IRCTC RuPay BOBCARD Loyalty Number will be generated only for the Primary cardholder per unique mobile number & email ID mentioned at the time of applying for the IRCTC BOBCARD. In case of closure of the IRCTC BOBCARD & reapplication, cardholder will need to provide a different mobile number & email ID not linked with the first loyalty number else cardholder needs to reapply after a period of 15 months from the date of linkage of the first IRCTC RuPay BOBCARD Loyalty Number as per the terms & conditions of the IRCTC loyalty program. Eg- If Primary cardholder's mobile ending 1234 and email ID abc1234@domain.com has already been linked with IRCTC BOBCARD loyalty no ending 4000 then cardholder can reapply only with a different mobile number & email ID.